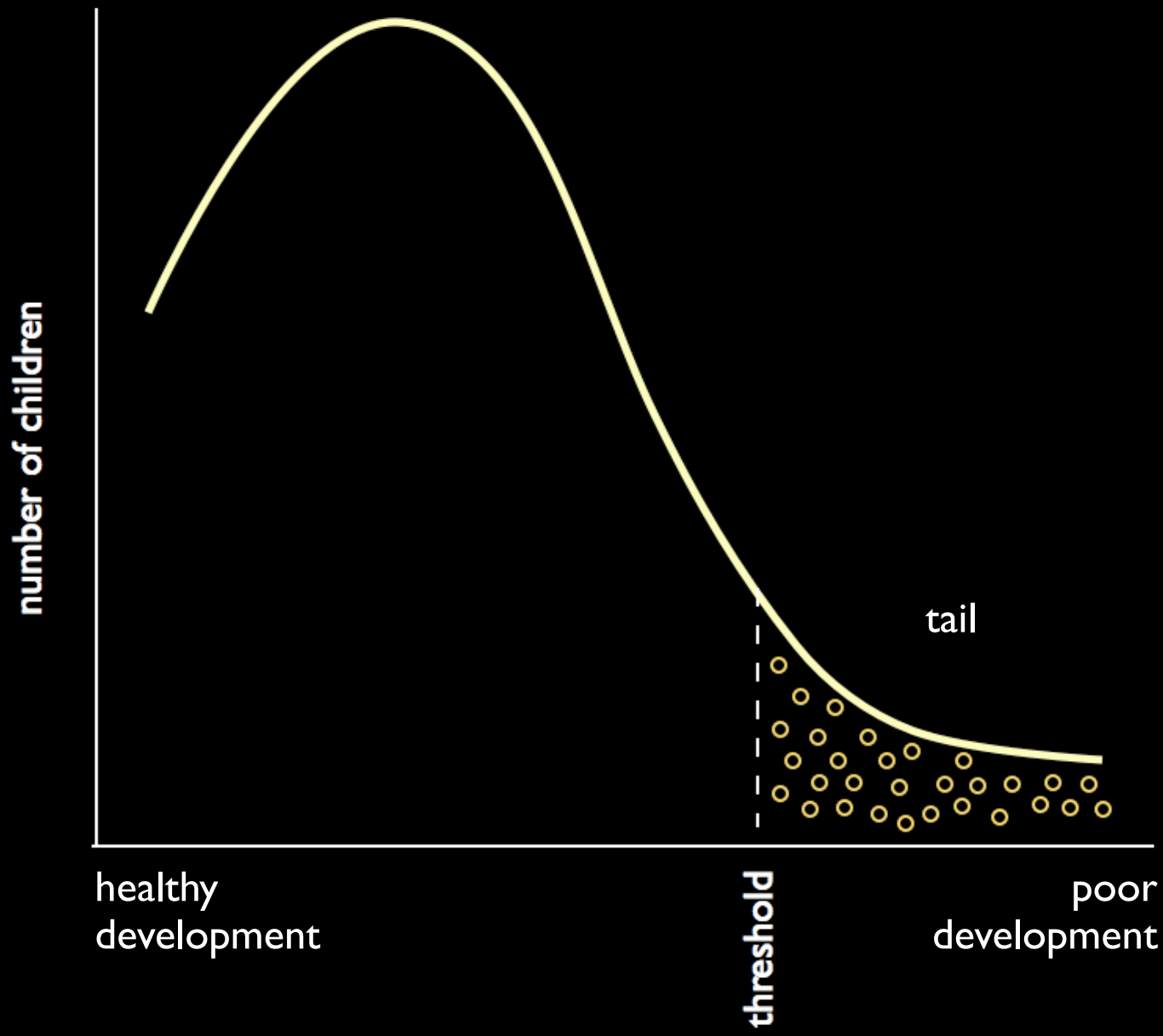


**how to measure
children's well-being:
at state, community
and school level**

**what do you know about
the children in your
patch?**



8 Questions

Guess the percentage

8 Questions

Guess the percentage

11-15 year-olds with likely mental health problem?

8 Questions

Guess the percentage

11-15 year-olds with likely mental health problem?

10%

8 Questions

Guess the percentage

11-15 year-olds with likely mental health problem?

10%

11-15 year-olds with likely behavioural disorder?

8 Questions

Guess the percentage

11-15 year-olds with likely mental health problem? 10%

11-15 year-olds with likely behavioural disorder? 5%

8 Questions

Guess the percentage

11-15 year-olds with likely mental health problem? 10%

11-15 year-olds with likely behavioural disorder? 5%

11-15 year-olds with likely emotional disorder?

8 Questions

Guess the percentage

11-15 year-olds with likely mental health problem? 10%

11-15 year-olds with likely behavioural disorder? 5%

11-15 year-olds with likely emotional disorder? 7%

8 Questions

Guess the percentage

11-15 year-olds with likely mental health problem? 10%

11-15 year-olds with likely behavioural disorder? 5%

11-15 year-olds with likely emotional disorder? 7%

11-15 year-olds with hyperactive disorder?

8 Questions

Guess the percentage

11-15 year-olds with likely mental health problem?	10%
11-15 year-olds with likely behavioural disorder?	5%
11-15 year-olds with likely emotional disorder?	7%
11-15 year-olds with hyperactive disorder?	7%

8 Questions

Guess the percentage

11-15 year-olds with likely mental health problem? 10%

11-15 year-olds with likely behavioural disorder? 5%

11-15 year-olds with likely emotional disorder? 7%

11-15 year-olds with hyperactive disorder? 7%

12-18 year-olds who have heard grown ups in their home yell at each other 3+ times?

8 Questions

Guess the percentage

11-15 year-olds with likely mental health problem?	10%
11-15 year-olds with likely behavioural disorder?	5%
11-15 year-olds with likely emotional disorder?	7%
11-15 year-olds with hyperactive disorder?	7%
12-18 year-olds who have heard grown ups in their home yell at each other 3+ times?	33%

8 Questions

Guess the percentage

11-15 year-olds with likely mental health problem?	10%
11-15 year-olds with likely behavioural disorder?	5%
11-15 year-olds with likely emotional disorder?	7%
11-15 year-olds with hyperactive disorder?	7%
12-18 year-olds who have heard grown ups in their home yell at each other 3+ times?	33%
12-18 year-olds who have seen grown ups in their home hit each other 3+ times?	

8 Questions

Guess the percentage

11-15 year-olds with likely mental health problem?	10%
11-15 year-olds with likely behavioural disorder?	5%
11-15 year-olds with likely emotional disorder?	7%
11-15 year-olds with hyperactive disorder?	7%
12-18 year-olds who have heard grown ups in their home yell at each other 3+ times?	33%
12-18 year-olds who have seen grown ups in their home hit each other 3+ times?	8%

8 Questions

Guess the percentage

11-15 year-olds with likely mental health problem?	10%
11-15 year-olds with likely behavioural disorder?	5%
11-15 year-olds with likely emotional disorder?	7%
11-15 year-olds with hyperactive disorder?	7%
12-18 year-olds who have heard grown ups in their home yell at each other 3+ times?	33%
12-18 year-olds who have seen grown ups in their home hit each other 3+ times?	8%
Parents of 0-6 years olds who feel overwhelmed by the responsibility of being a parent?	

8 Questions

Guess the percentage

11-15 year-olds with likely mental health problem?	10%
11-15 year-olds with likely behavioural disorder?	5%
11-15 year-olds with likely emotional disorder?	7%
11-15 year-olds with hyperactive disorder?	7%
12-18 year-olds who have heard grown ups in their home yell at each other 3+ times?	33%
12-18 year-olds who have seen grown ups in their home hit each other 3+ times?	8%
Parents of 0-6 years olds who feel overwhelmed by the responsibility of being a parent?	27%

8 Questions

Guess the percentage

11-15 year-olds with likely mental health problem?	10%
11-15 year-olds with likely behavioural disorder?	5%
11-15 year-olds with likely emotional disorder?	7%
11-15 year-olds with hyperactive disorder?	7%
12-18 year-olds who have heard grown ups in their home yell at each other 3+ times?	33%
12-18 year-olds who have seen grown ups in their home hit each other 3+ times?	8%
Parents of 0-6 years olds who feel overwhelmed by the responsibility of being a parent?	27%
Parents of 0-6 year olds reporting using severe physical violence?	

8 Questions

Guess the percentage

11-15 year-olds with likely mental health problem?	10%
11-15 year-olds with likely behavioural disorder?	5%
11-15 year-olds with likely emotional disorder?	7%
11-15 year-olds with hyperactive disorder?	7%
12-18 year-olds who have heard grown ups in their home yell at each other 3+ times?	33%
12-18 year-olds who have seen grown ups in their home hit each other 3+ times?	8%
Parents of 0-6 years olds who feel overwhelmed by the responsibility of being a parent?	27%
Parents of 0-6 year olds reporting using severe physical violence?	4%

health and development
of **all** children



influences upon outcome



a case study: the well-being of 0-18 year-olds in Birmingham

PREVENTION ACTION

NEWS | COMMENT | RESEARCH | WHAT WORKS | PEOPLE | REVIEWS | BLOGS & FEEDS | EVENTS | REFERENCE | ABOUT

COMMENT | PRINT | EMAIL

▶ SIMILAR LINKS

- The Treasure who's pushing Australia toward its children's rights exam
- Australian voices calling for action
- The inspiration behind that Australian "treasure"



Is Canadian Index the key to standard child development measures?

30 October 2007

One of the achievements of the small but growing band of public health prevention experts – among them Australia's own Fiona Stanley – has been to



▶ UPCOMING EVENTS

**SOCIETY FOR RESEARCH
ON ADOLESCENCE
BIENNIAL MEETING 2010**

11 Mar 2010 – 13 Mar 2010
Philadelphia Marriott
Downtown, Philadelphia, PA

▶ RECOMMENDED LINKS

- Offord Centre for Child Studies
- Centre for Community Child Health
- Australian Council for Educational Research
- Growing Up in Australia
- AEDI project website

▶ MOST POPULAR

- Proving that children are experts in their own experience
- When children blame themselves for their

0- 6 methodology



community-based survey of
parents of 0 - 6 year-olds

self-completion questionnaire

Representative sample of 500
children and families

7-18 methodology

school-based survey

ACAPI

Representative sample of 5,000 children

Opened up to all schools: 16,000 children

70% response rate thresholds

Linked to existing administrative data - or anonymous



- well-being of children
 - physical health
 - mental health
 - education
 - happiness
 - engagement with community
 - overall well-being
- influences on the well-being of children
- services received

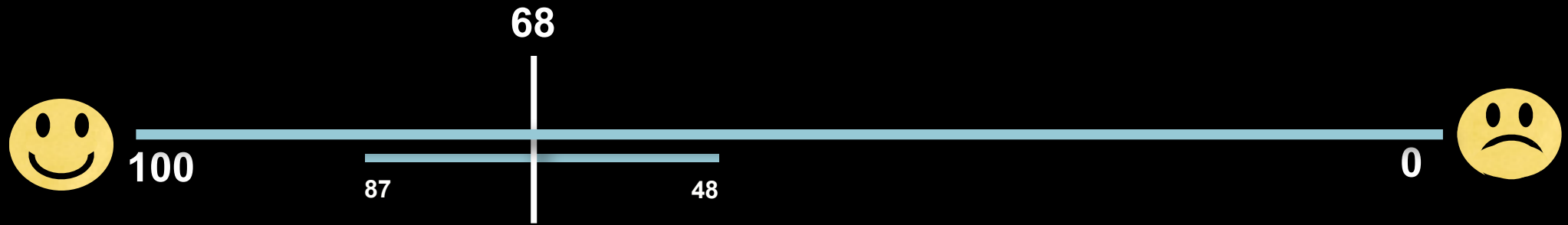

measuring health and development



n = 5,858
all (7-18 yrs)
UK (8-18 yrs)

KIDSCREEN

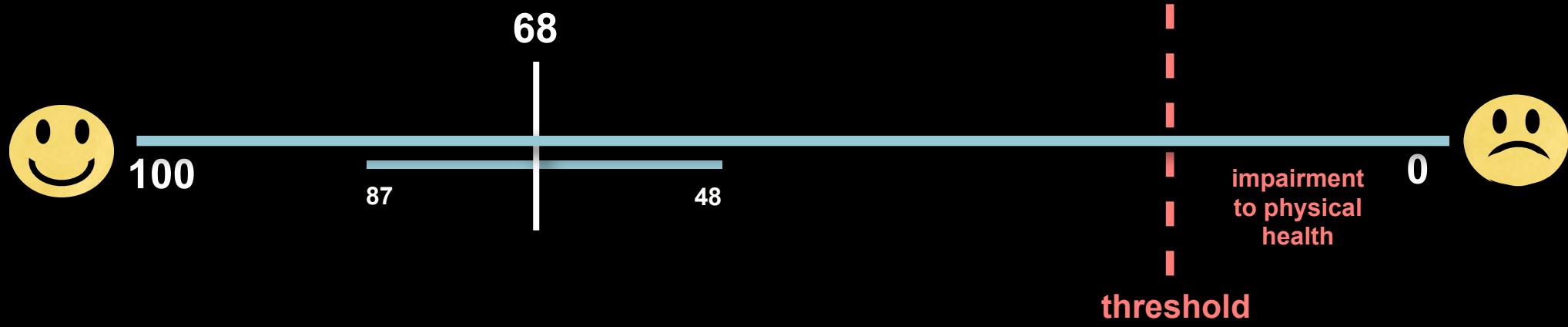

physical health **general condition**



n = 5,858
all (7-18 yrs)
UK (8-18 yrs)

KIDSCREEN

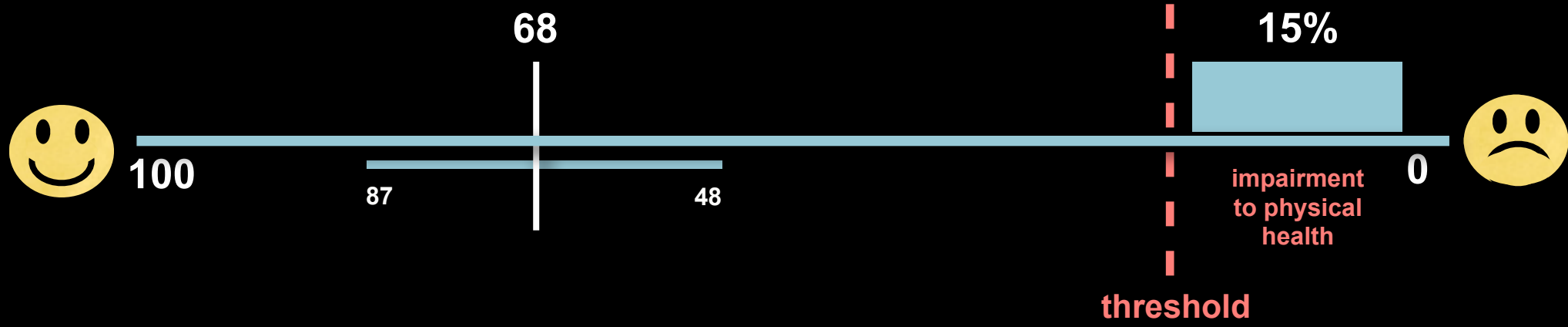

physical health **general condition**



n = 5,858
 all (7-18 yrs)
 UK (8-18 yrs)

KIDSCREEN

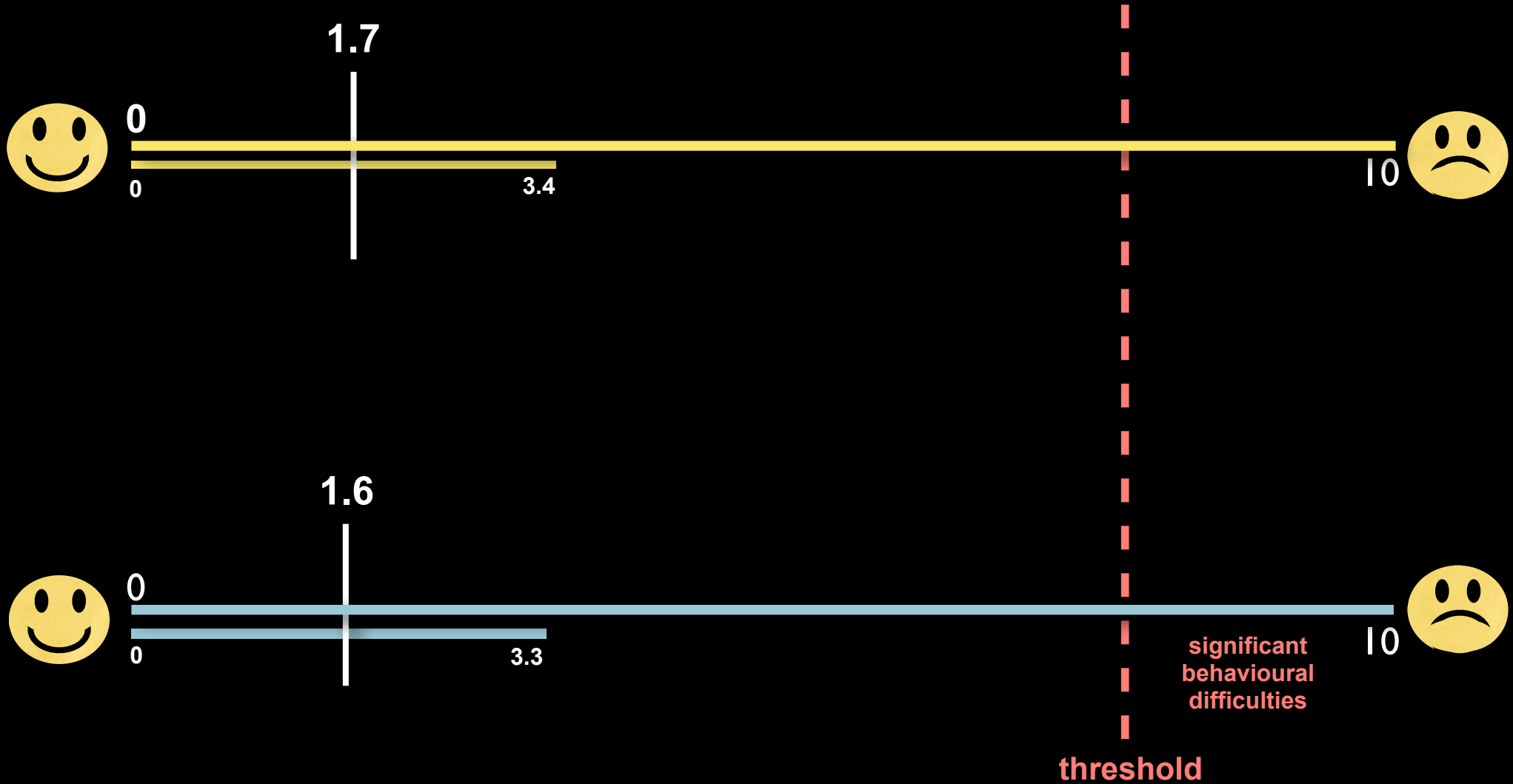
physical health **general condition**



n = 5,858
 all (7-18 yrs)
 UK (8-18 yrs)

KIDSCREEN

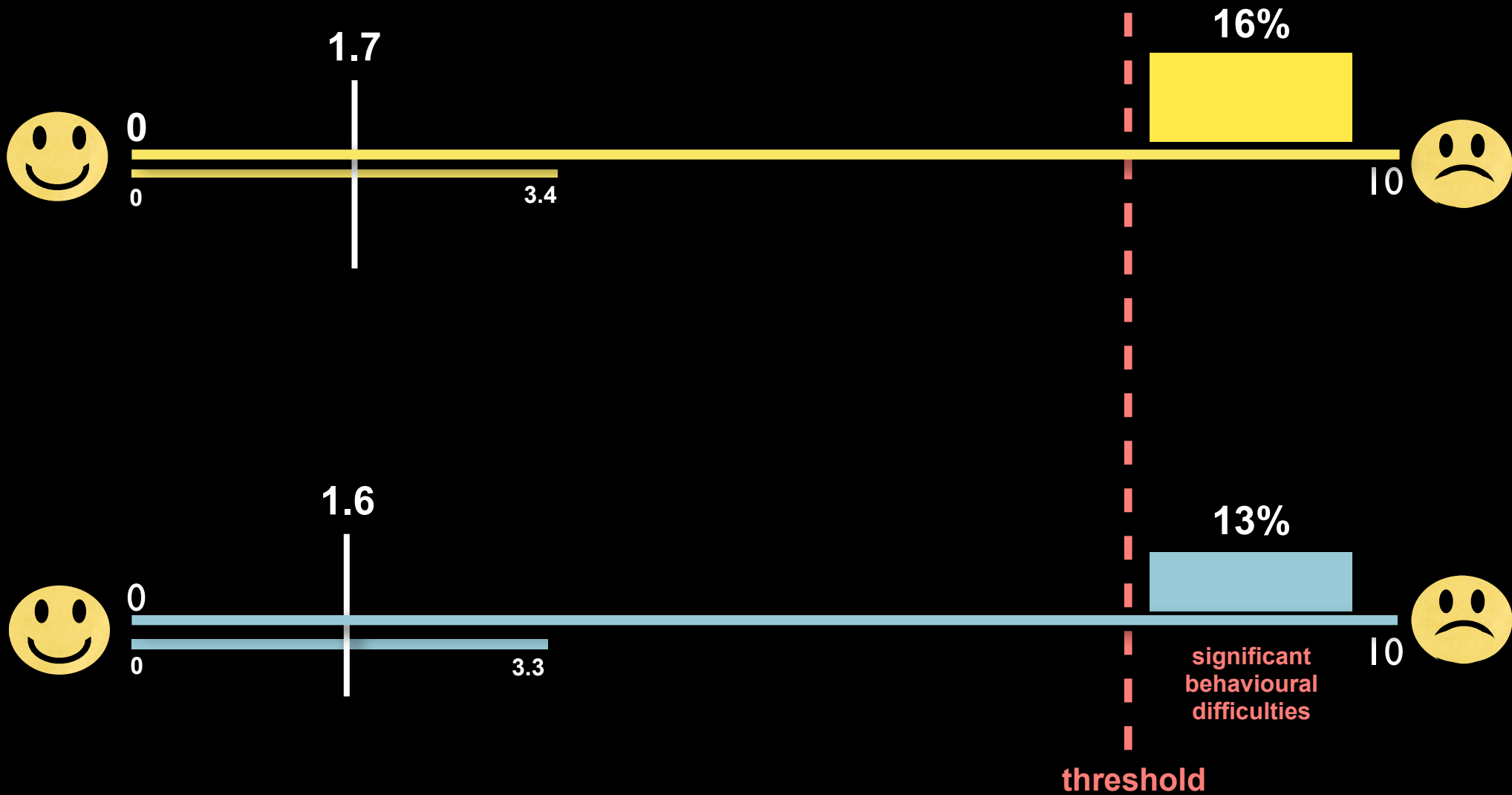
physical health **general condition**



n = 190
3-6 yrs
Britain (5-10 yrs)

SDQ

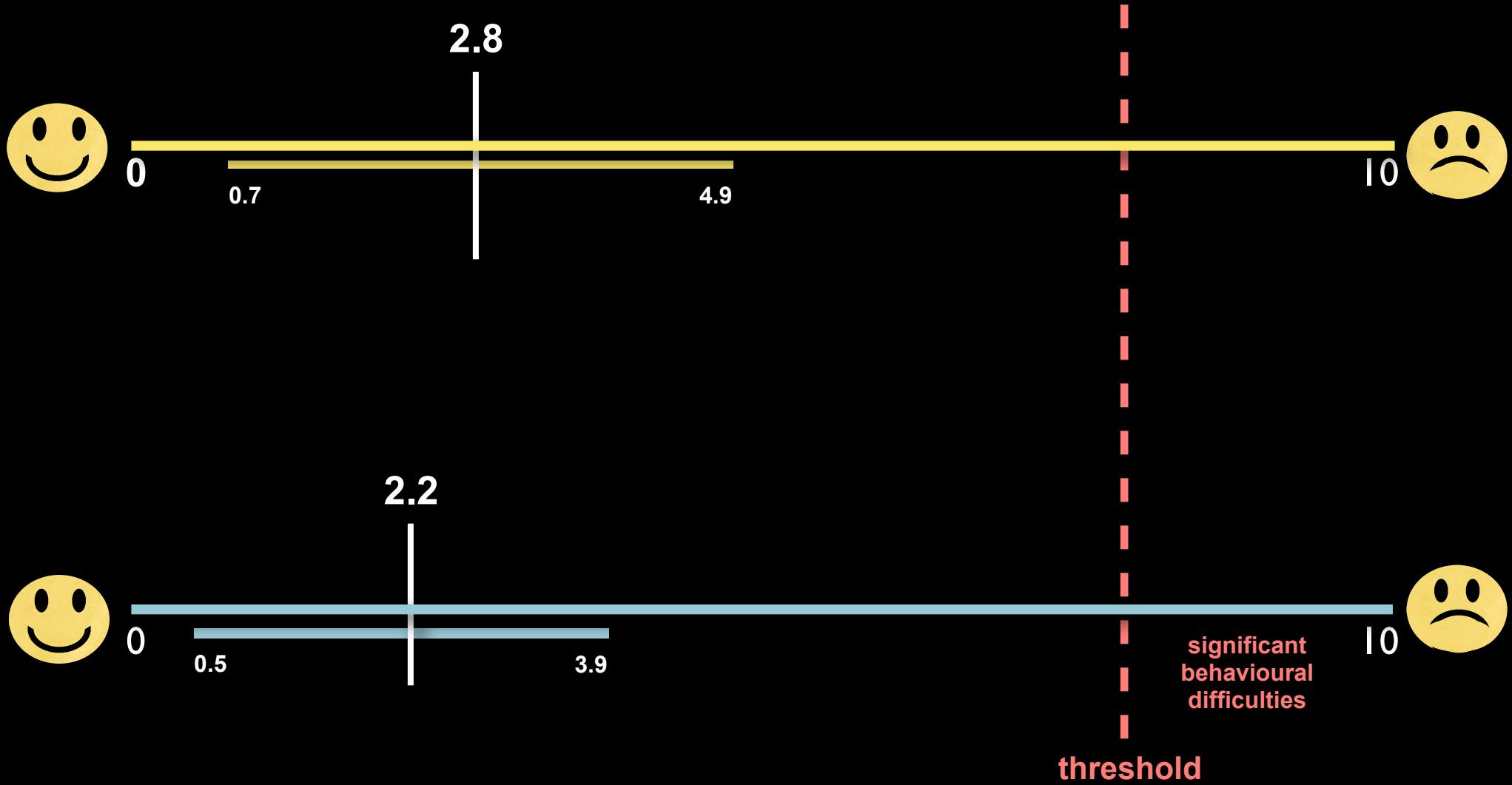
the data **behaviour**



n = 190
 3-6 yrs
 Britain (5-10 yrs)

SDQ

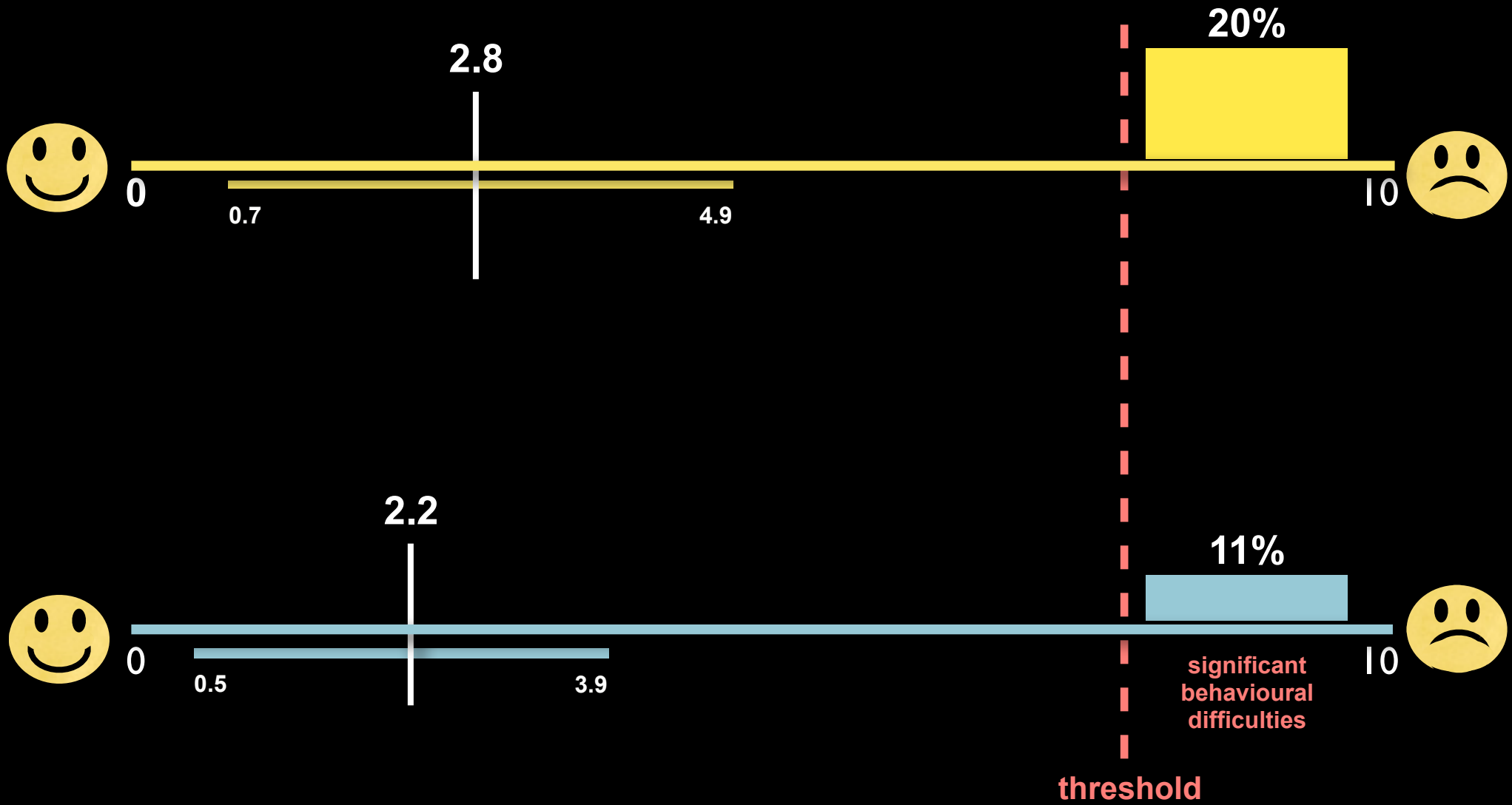
the data **behaviour**



n = 5,858
all (11-15 yrs)
Britain (11-15 yrs)

SDQ

the data **behaviour**



n = 5,858
 all (11-15 yrs)
 Britain (11-15 yrs)

SDQ

the data **behaviour**

girls

boys

n = 1,203
teacher year 1-6

SDQ


the data **peer problems**



girls



boys



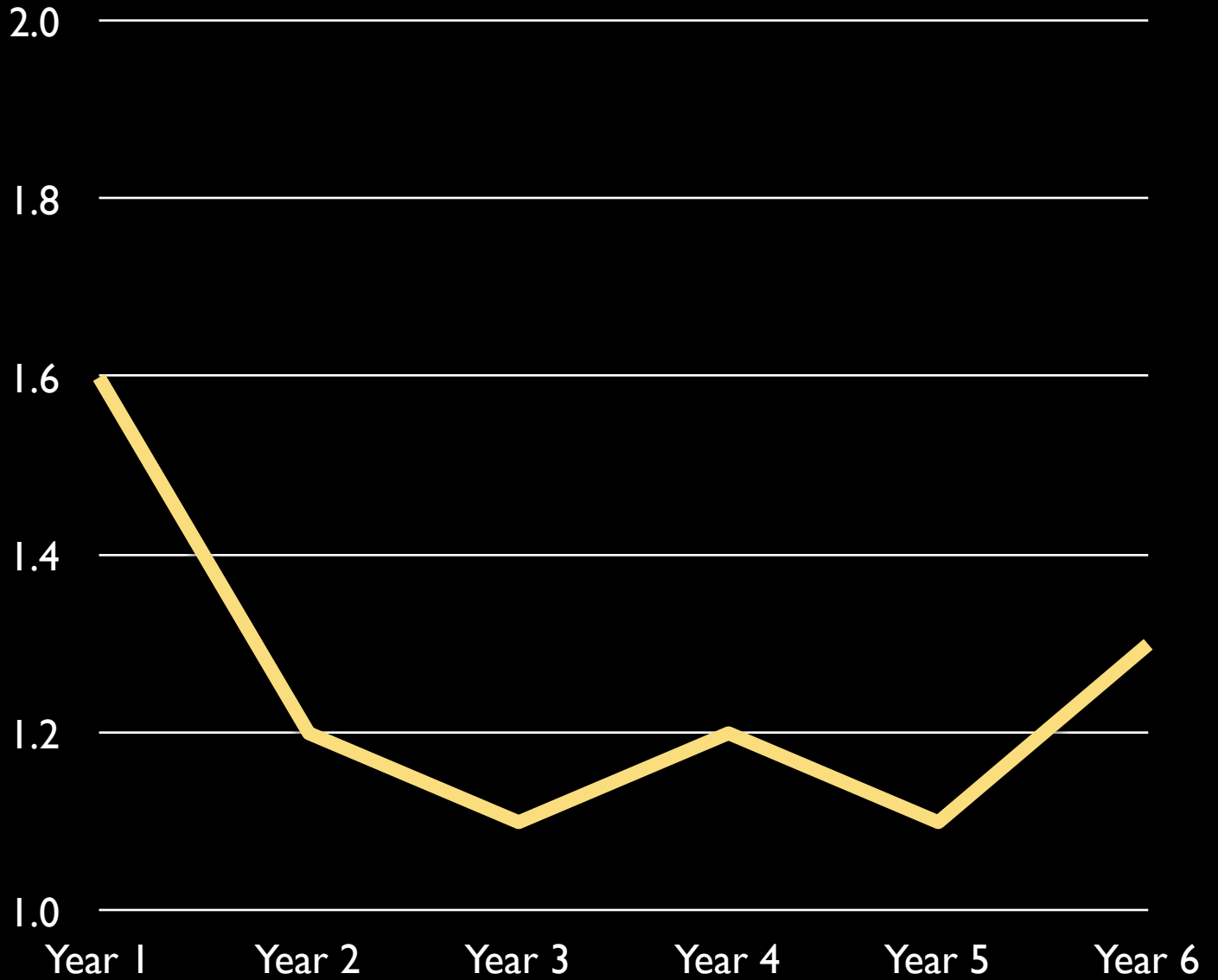
n = 1,203
teacher year 1-6

SDQ

the data **peer problems**

girls

boys



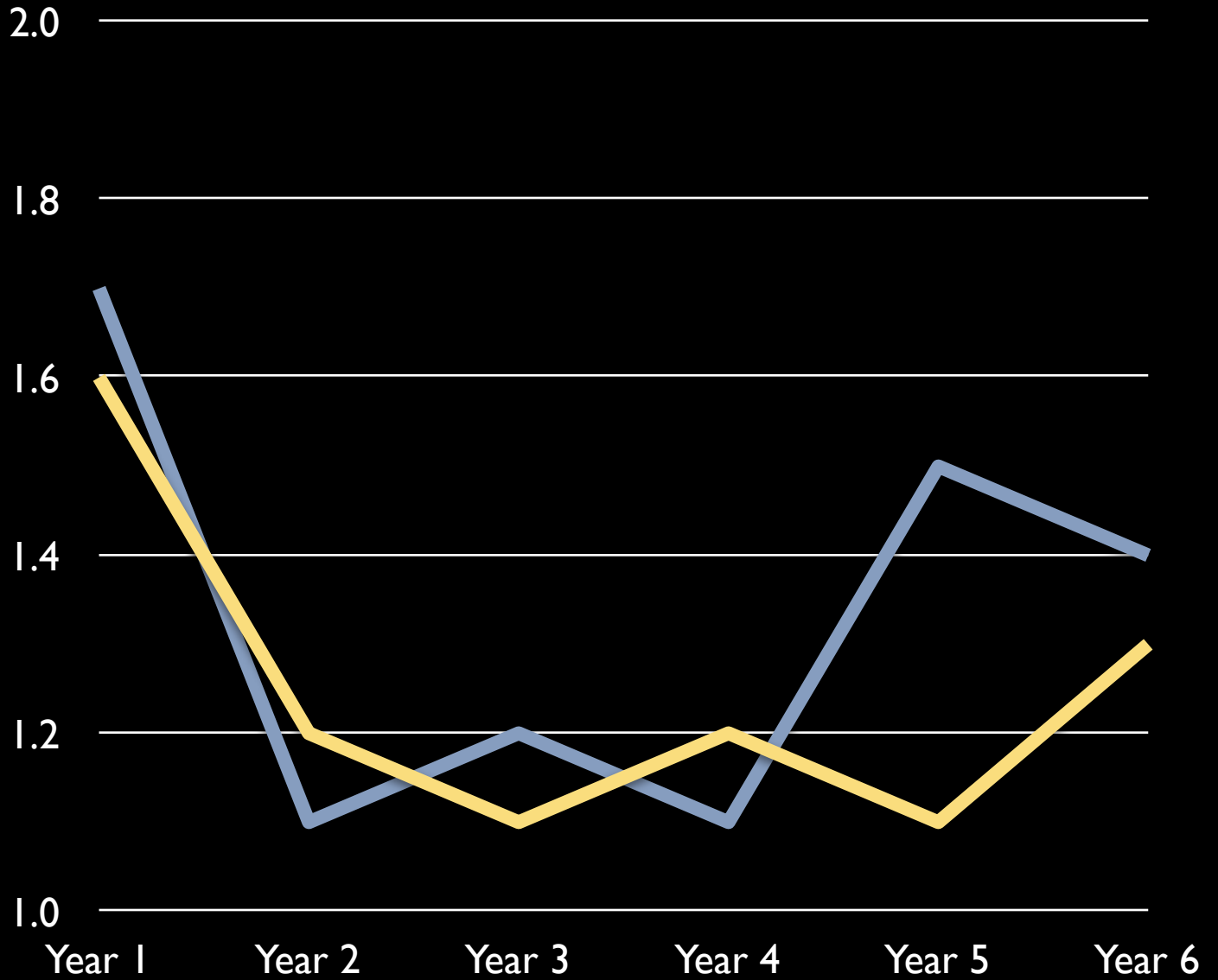
n = 1,203
teacher year 1-6

SDQ

the data **peer problems**

girls

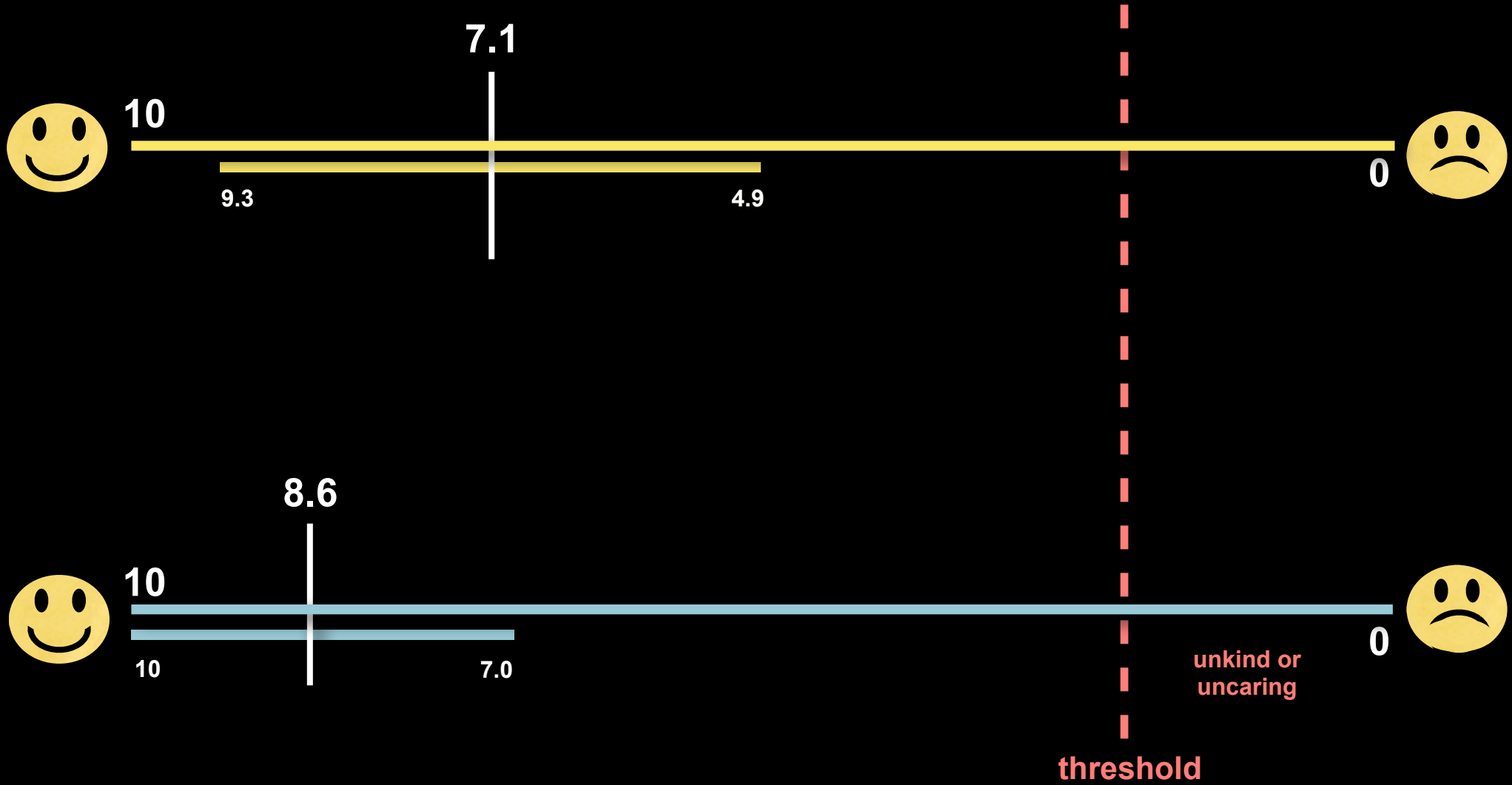
boys



n = 1,203
teacher year 1-6

SDQ

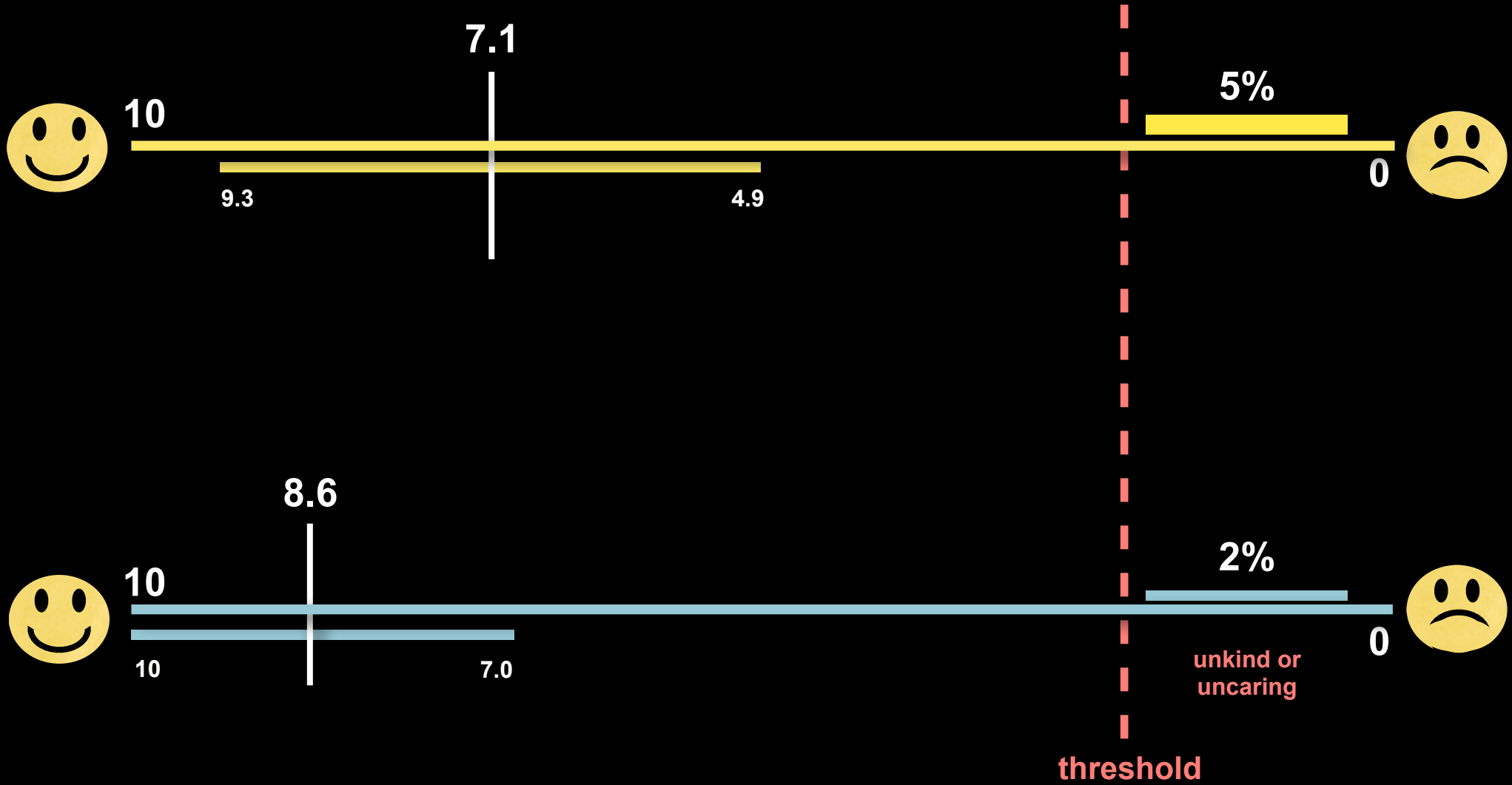
the data **peer problems**



n = 190
 3-6 yrs
 Britain (5-10 yrs)

SDQ


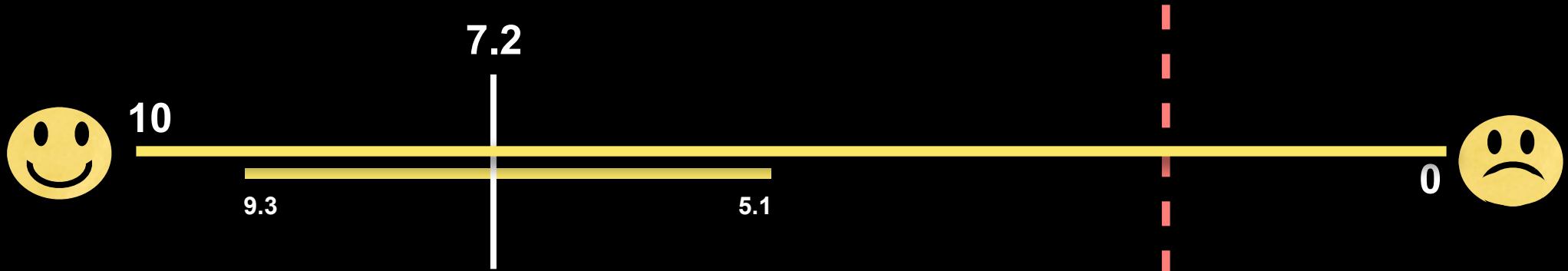
social literacy **pro-social behaviour**



n = 190
 3-6 yrs
 Britain (5-10 yrs)

SDQ

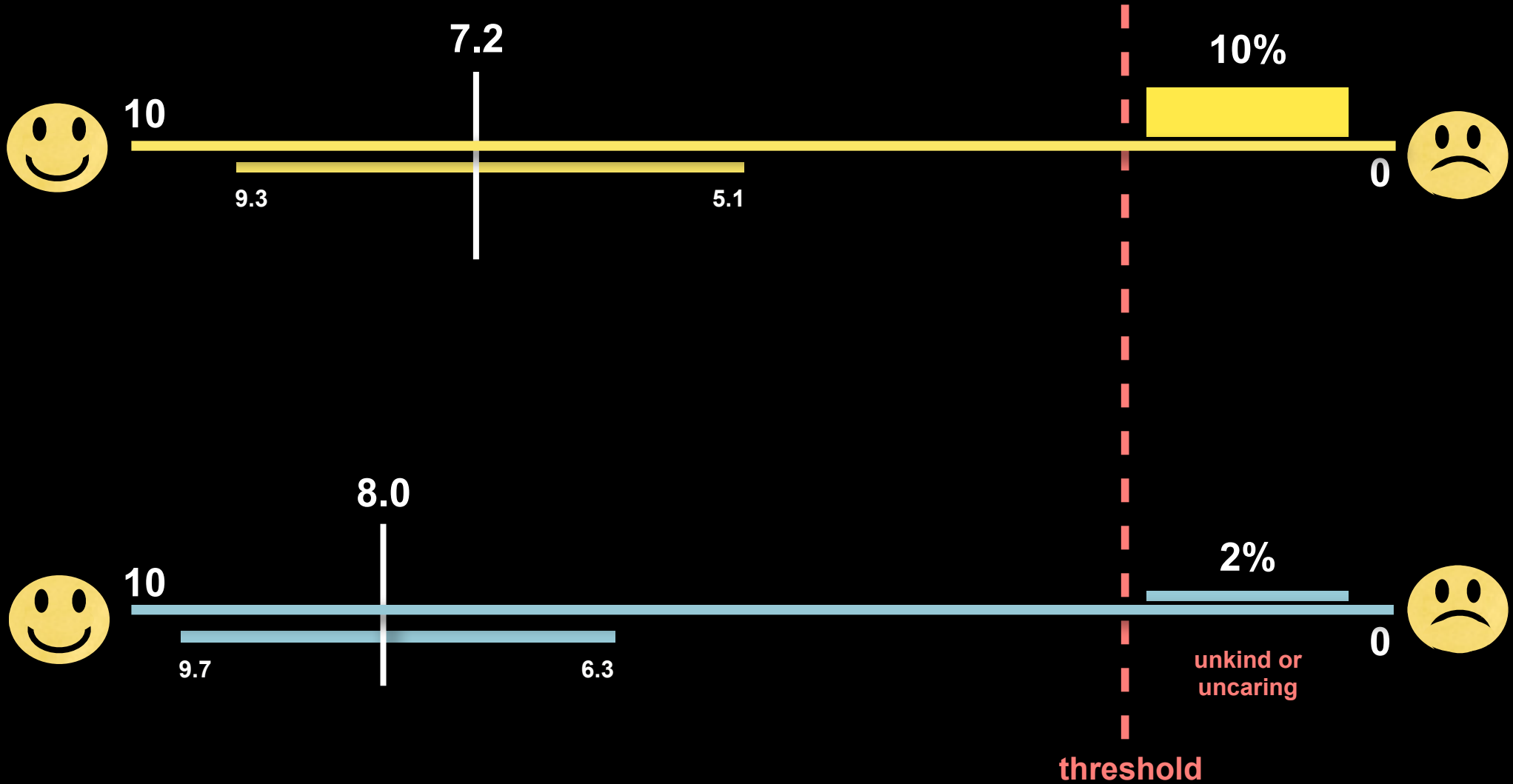
social literacy **pro-social behaviour**



n = 5,858
 all (11 - 15 yrs)
 Britain (11-15 yrs)

SDQ

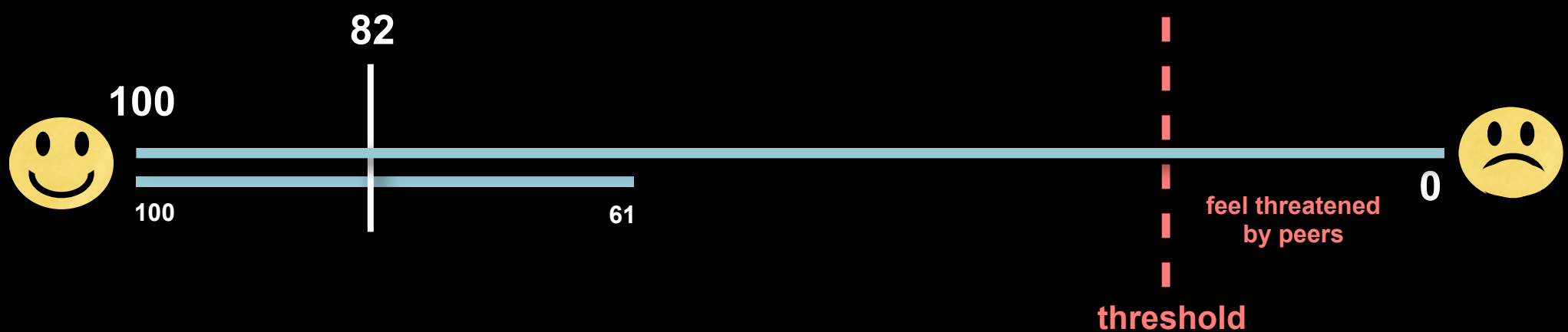
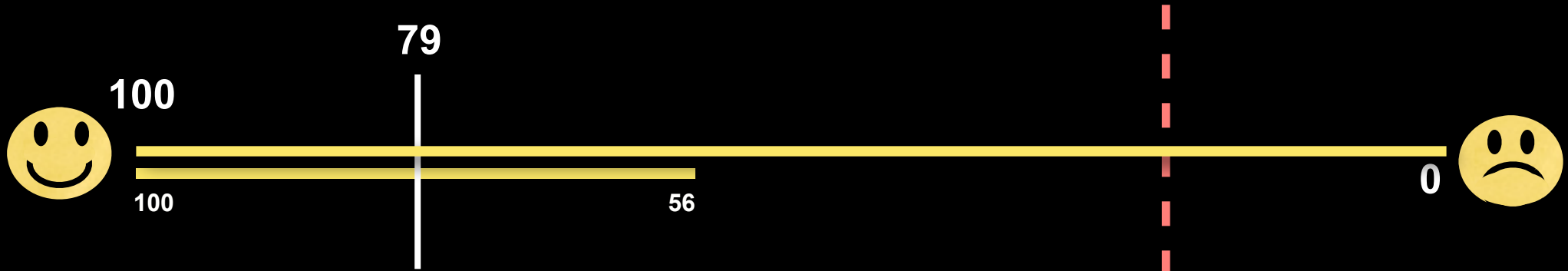
social literacy **pro-social behaviour**



n = 5,858
 all (11 - 15 yrs)
 Britain (11-15 yrs)

SDQ

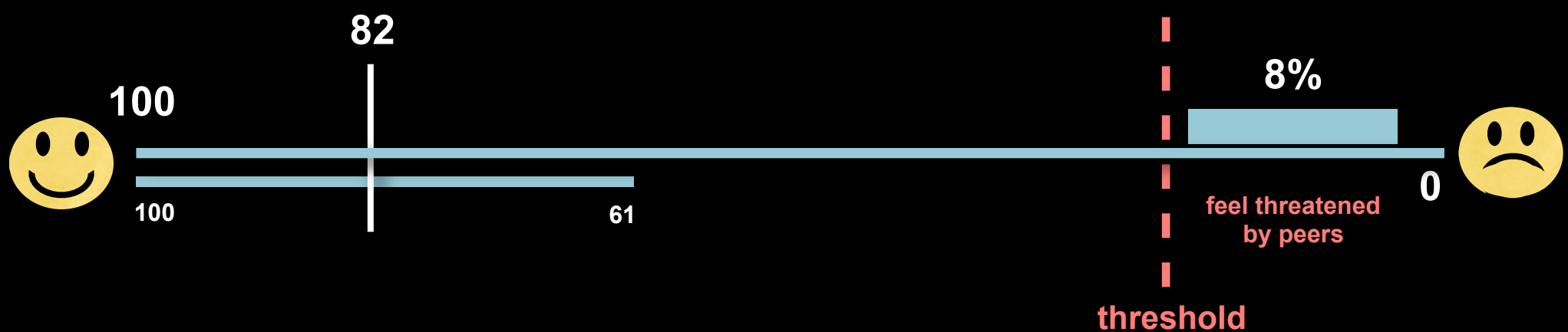
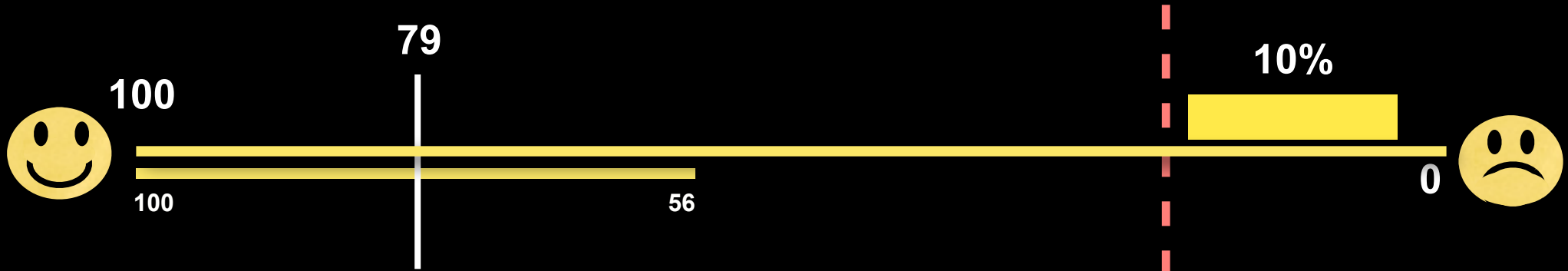
social literacy **pro-social behaviour**



n = 5,858
all (7-18 yrs)
UK (8-18 yrs)

KIDSCREEN

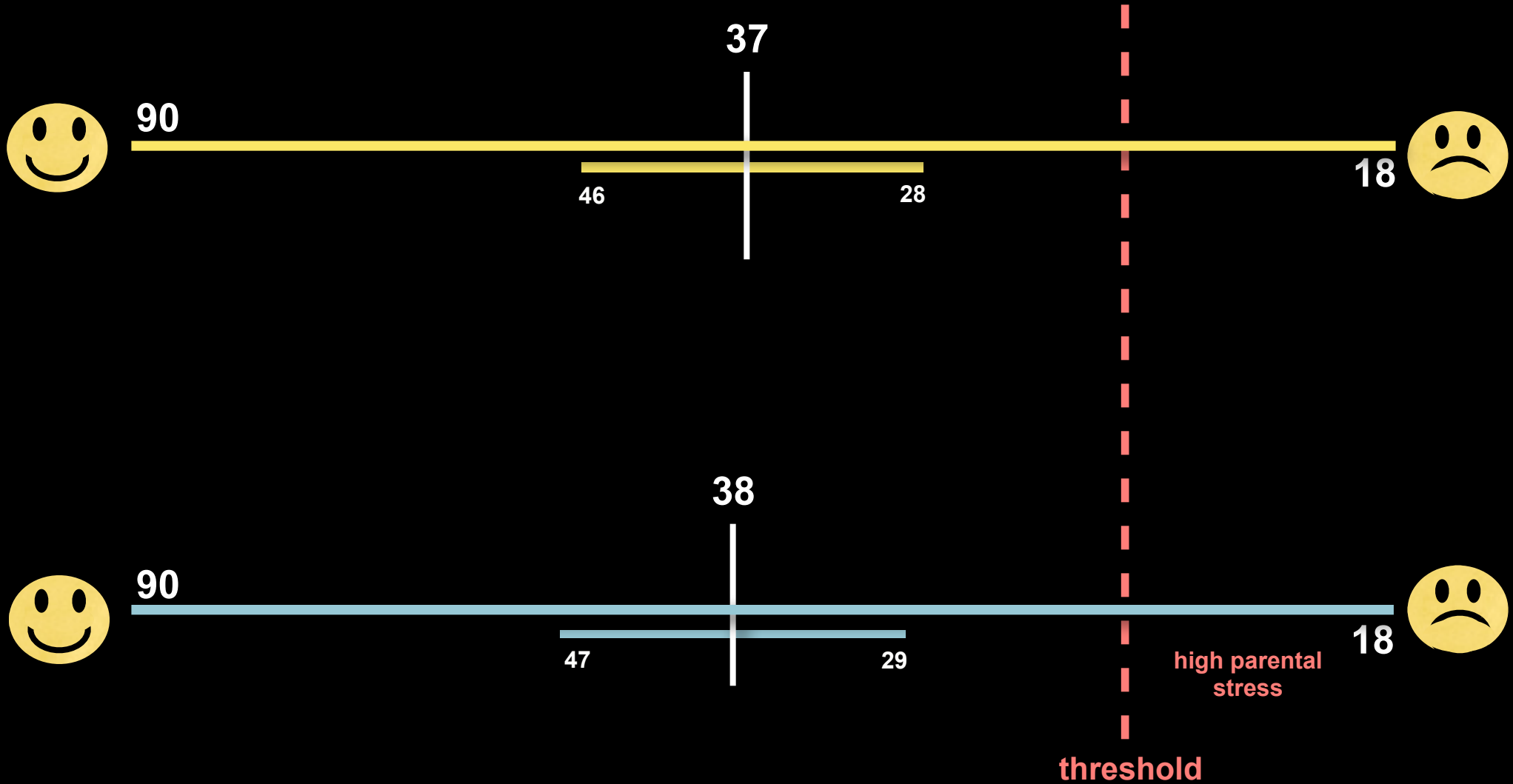
influences **bullying**



n = 5,858
 all (7-18 yrs)
 UK (8-18 yrs)

KIDSCREEN

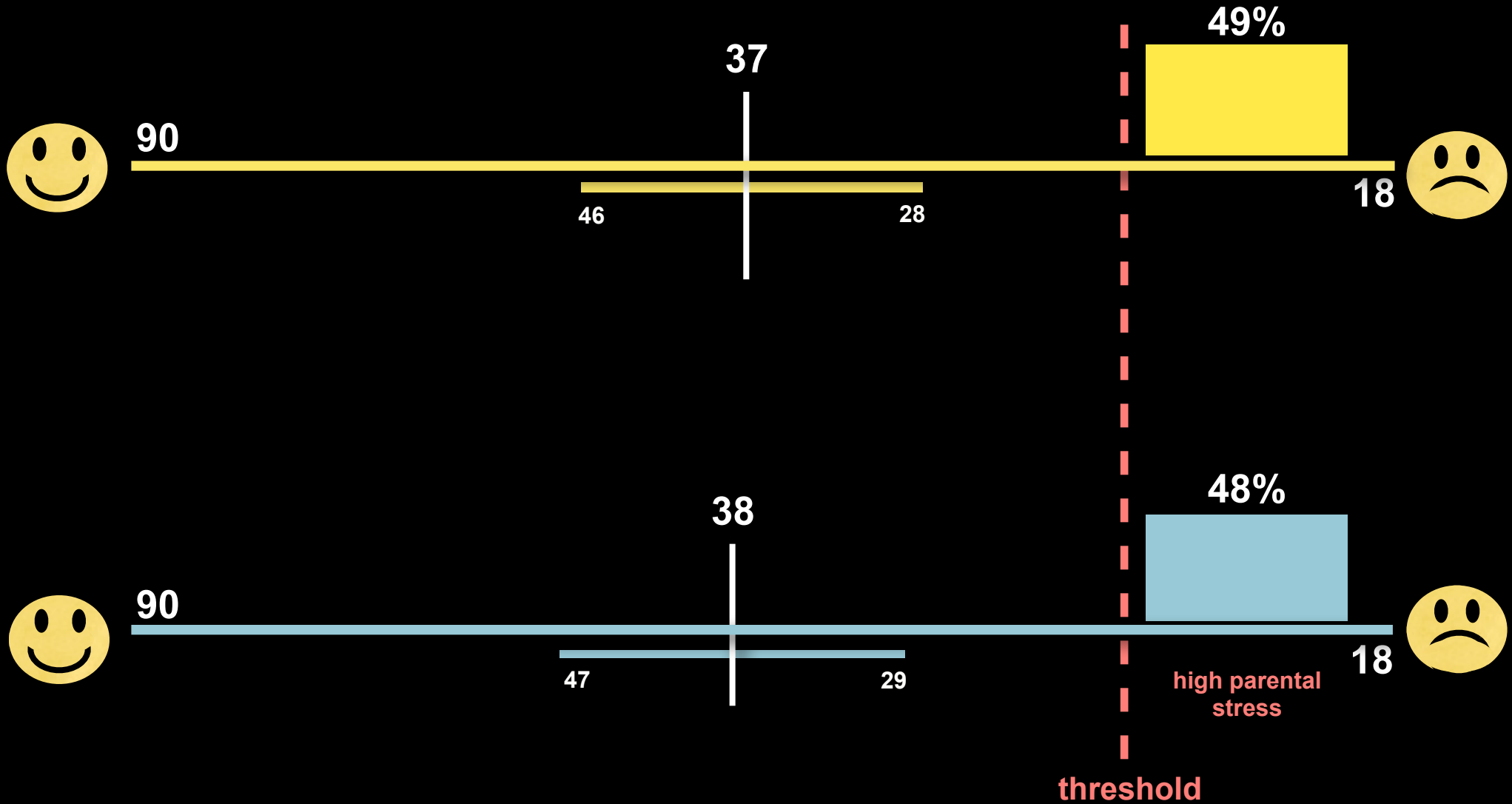
influences **bullying**



n = 504
 parents of children age 0-6 yrs
 Dublin (2-6 yrs)

PSS

influences **parental stress**

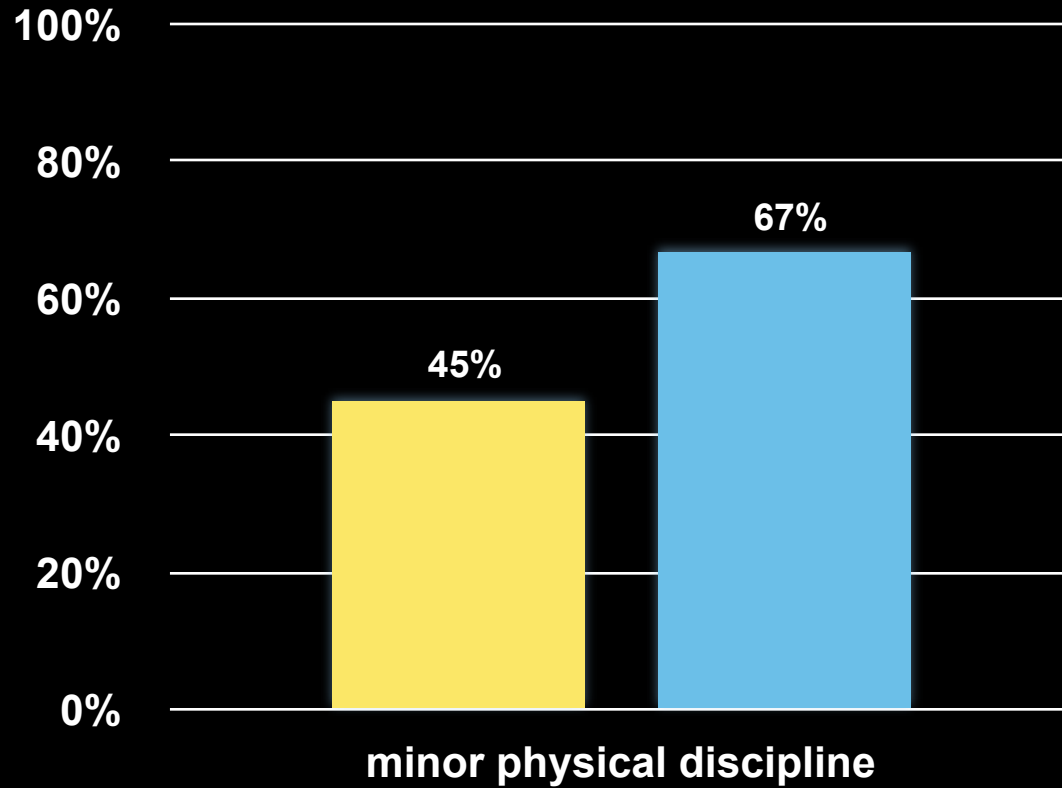


n = 504
 parents of children age 0-6 yrs
 Dublin (2-6 yrs)

PSS

influences **parental stress**

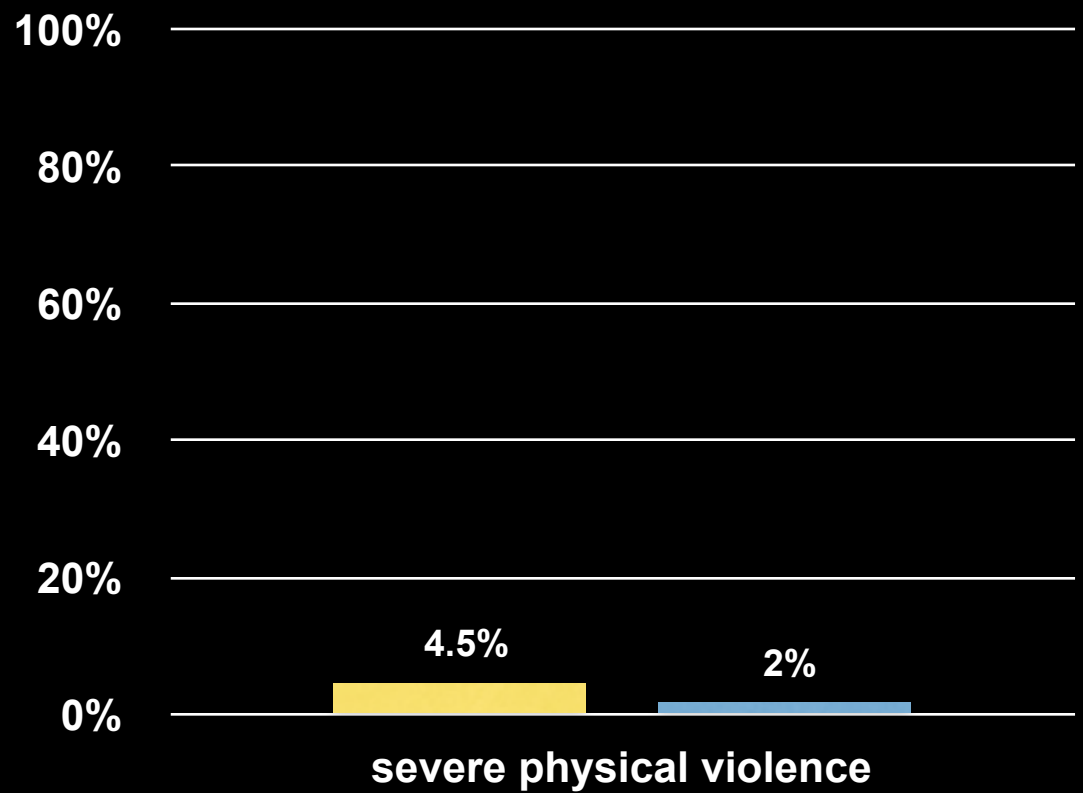
16% report smacking their child's bottom in the last year.



n = 329
parents of children (2-6 yrs)
Dublin (2-6 yrs)

MRS

influences **parental discipline**



3% of parents report that they shook their child during the last year

n = 329
parents of children (2-6 yrs)
Dublin (2-6 yrs)

MRS

influences **parental discipline**

